

SIMATIC S7-1500H, CPU 1517H-4 PN, central processing unit with 4 MB work memory for program and 50 MB for data, 1st interface: PROFINET RT with 2-port switch, 2nd interface: PROFINET, with 2-port switch, 3rd interface: PROFINET, 4th/5th interface: H-SYNC, SIMATIC Memory Card required



General information	
Product type designation	CPU 1517H-4 PN
HW functional status	FS01
Firmware version	V4.0
<ul style="list-style-type: none"> FW update possible 	Yes
Product function	
<ul style="list-style-type: none"> I&M data 	Yes; I&M0 to I&M3
<ul style="list-style-type: none"> Isochronous mode 	No
<ul style="list-style-type: none"> SysLog 	Yes
Engineering with	
<ul style="list-style-type: none"> STEP 7 TIA Portal configurable/integrated from version 	V20 (FW V4.0)
Redundancy	
<ul style="list-style-type: none"> stand-alone operation 	No
Display	
Screen diagonal [cm]	6.1 cm
Control elements	
Number of keys	8
Mode buttons	2
Supply voltage	
Rated value (DC)	24 V
permissible range, lower limit (DC)	19.2 V
permissible range, upper limit (DC)	28.8 V
Reverse polarity protection	Yes
Mains buffering	
<ul style="list-style-type: none"> Mains/voltage failure stored energy time 	5 ms
<ul style="list-style-type: none"> Repeat rate, min. 	1/s
Input current	
Current consumption (rated value)	1.4 A
Current consumption, max.	1.9 A
Inrush current, max.	1.9 A; Rated value
I^2t	0.5 A ² ·s
Power	
Infeed power to the backplane bus	12 W
Power consumption from the backplane bus (balanced)	30 W
Power loss	
Power loss, typ.	22 W
Memory	
Number of slots for SIMATIC memory card	1
SIMATIC memory card required	Yes
Work memory	

<ul style="list-style-type: none"> integrated (for program) 	4 Mbyte
<ul style="list-style-type: none"> integrated (for data) 	50 Mbyte
Load memory	
<ul style="list-style-type: none"> Plug-in (SIMATIC Memory Card), max. 	32 Gbyte
Backup	
<ul style="list-style-type: none"> maintenance-free 	Yes
CPU processing times	
for bit operations, typ.	1 ns
for word operations, typ.	2 ns
for fixed point arithmetic, typ.	2 ns
for floating point arithmetic, typ.	8 ns
CPU-blocks	
Number of elements (total)	20 000; Blocks (OB, FB, FC, DB) and UDTs
DB	
<ul style="list-style-type: none"> Number range 	Number range: 1 to 59 999
<ul style="list-style-type: none"> Size, max. 	16 Mbyte; For DBs with absolute addressing, the max. size is 64 KB
FB	
<ul style="list-style-type: none"> Number range 	0 ... 65 535
<ul style="list-style-type: none"> Size, max. 	1 Mbyte
FC	
<ul style="list-style-type: none"> Number range 	0 ... 65 535
<ul style="list-style-type: none"> Size, max. 	1 Mbyte
OB	
<ul style="list-style-type: none"> Size, max. 	1 Mbyte
<ul style="list-style-type: none"> Number of free cycle OBs 	100
<ul style="list-style-type: none"> Number of time alarm OBs 	20
<ul style="list-style-type: none"> Number of delay alarm OBs 	20
<ul style="list-style-type: none"> Number of cyclic interrupt OBs 	20; with minimum OB 3x cycle of 1 ms
<ul style="list-style-type: none"> Number of process alarm OBs 	50
<ul style="list-style-type: none"> Number of DPV1 alarm OBs 	3
<ul style="list-style-type: none"> Number of startup OBs 	100
<ul style="list-style-type: none"> Number of asynchronous error OBs 	4
<ul style="list-style-type: none"> Number of synchronous error OBs 	2
<ul style="list-style-type: none"> Number of diagnostic alarm OBs 	1
Nesting depth	
<ul style="list-style-type: none"> per priority class 	24
Counters, timers and their retentivity	
S7 counter	
<ul style="list-style-type: none"> Number 	2 048
Retentivity	
— adjustable	Yes
IEC counter	
<ul style="list-style-type: none"> Number 	Any (only limited by the main memory)
Retentivity	
— adjustable	Yes
S7 times	
<ul style="list-style-type: none"> Number 	2 048
Retentivity	
— adjustable	Yes
IEC timer	
<ul style="list-style-type: none"> Number 	Any (only limited by the main memory)
Retentivity	
— adjustable	Yes
Data areas and their retentivity	
Retentive data area (incl. timers, counters, flags), max.	2.5 Mbyte
Extended retentive data area (incl. timers, counters, flags), max.	50 Mbyte; When using PS 6 0W 24/48/60 V DC HF
Flag	
<ul style="list-style-type: none"> Size, max. 	16 kbyte
<ul style="list-style-type: none"> Number of clock memories 	8; 8 clock memory bit, grouped into one clock memory byte
Data blocks	

<ul style="list-style-type: none"> • Retentivity adjustable • Retentivity preset 	<p>Yes</p> <p>No</p>
Local data	
<ul style="list-style-type: none"> • per priority class, max. 	64 kbyte; max. 16 KB per block
Address area	
Number of IO modules	8 192; max. number of modules / submodules
I/O address area	
<ul style="list-style-type: none"> • Inputs • Outputs 	<p>32 kbyte; All inputs are in the process image</p> <p>32 kbyte; All outputs are in the process image</p>
per integrated IO subsystem	
— Inputs (volume)	16 kbyte
— Outputs (volume)	16 kbyte
Subprocess images	
<ul style="list-style-type: none"> • Number of subprocess images, max. 	31
Hardware configuration	
Number of distributed IO systems	64; A distributed I/O system is characterized not only by the integration of distributed I/O via PROFINET, but also by the connection of I/O via IE/PB-Links.
Number of IO Controllers	
<ul style="list-style-type: none"> • integrated 	1
Rack	
<ul style="list-style-type: none"> • Modules per rack, max. 	9; CPU + 2 PS + 6 CP
Time of day	
Clock	
<ul style="list-style-type: none"> • Type • Backup time • Deviation per day, max. 	<p>Hardware clock</p> <p>6 wk; At 40 °C ambient temperature, typically</p> <p>10 s; Typ.: 2 s</p>
Operating hours counter	
<ul style="list-style-type: none"> • Number 	16
Clock synchronization	
<ul style="list-style-type: none"> • supported • on Ethernet via NTP 	<p>Yes</p> <p>Yes</p>
Interfaces	
Number of PROFINET interfaces	3
1. Interface	
Interface types	
<ul style="list-style-type: none"> • RJ 45 (Ethernet) • Number of ports • integrated switch 	<p>Yes; X1</p> <p>2</p> <p>Yes</p>
Protocols	
<ul style="list-style-type: none"> • IP protocol • PROFINET IO Controller • PROFINET IO Device • SIMATIC communication • Open IE communication • Web server • Media redundancy 	<p>Yes; IPv4</p> <p>Yes</p> <p>No</p> <p>Yes; Only Server</p> <p>Yes; Optionally also encrypted</p> <p>Yes</p> <p>Yes</p>
PROFINET IO Controller	
Services	
<ul style="list-style-type: none"> — Isochronous mode — IRT — PROFINergy — Number of connectable IO Devices, max. — Updating times — PROFINET Security Class 	<p>No</p> <p>No</p> <p>Yes; per user program</p> <p>256</p> <p>The minimum value of the update time also depends on communication share set for PROFINET IO, on the number of IO devices, and on the quantity of configured user data</p> <p>1</p>
Update time for RT	
<ul style="list-style-type: none"> — for send cycle of 1 ms 	1 ms to 512 ms
2. Interface	
Interface types	
<ul style="list-style-type: none"> • RJ 45 (Ethernet) 	Yes; X2

• Number of ports	2
• integrated switch	Yes
Protocols	
• IP protocol	Yes; IPv4
• PROFINET IO Controller	No
• PROFINET IO Device	No
• SIMATIC communication	Yes; Only Server
• Open IE communication	Yes; Optionally also encrypted
• Web server	Yes
• Media redundancy	No
3. Interface	
Interface types	
• RJ 45 (Ethernet)	Yes; X3
• Number of ports	1
• integrated switch	No
Protocols	
• IP protocol	Yes; IPv4
• SIMATIC communication	Yes; Only Server
• Open IE communication	Yes; Optionally also encrypted
4. Interface	
Interface type	Pluggable synchronization submodule (FO)
Plug-in interface modules	Synchronization module 6ES7960-1CB00-0AA5, 6ES7960-1FB00-0AA5 or 6ES7960-1FE00-0AA5
5. Interface	
Interface type	Pluggable synchronization submodule (FO)
Plug-in interface modules	Synchronization module 6ES7960-1CB00-0AA5, 6ES7960-1FB00-0AA5 or 6ES7960-1FE00-0AA5
Interface types	
RJ 45 (Ethernet)	
• 100 Mbps	Yes
• 1000 Mbps	Yes; only possible at the X3 interface of the CPU
• Autonegotiation	Yes
• Autocrossing	Yes
• Industrial Ethernet status LED	Yes
Protocols	
PROFIsafe	No
Number of connections	
• Number of connections, max.	320; via integrated interfaces of the CPU and connected CPs
• Number of connections reserved for ES/HMI/web	10
• Number of connections via integrated interfaces	288
• Number of S7 routing paths	64
Redundancy mode	
• PROFINET system redundancy (S2)	Yes
• PROFINET system redundancy (R1)	Yes
Media redundancy	
— Media redundancy	Yes; only via 1st interface (X1)
— MRP	Yes; MRP Automanager according to IEC 62439-2 Edition 2.0
— MRP interconnection, supported	Yes; as MRP ring node according to IEC 62439-2 Edition 3.0
— MRPD	No
— Switchover time on line break, typ.	200 ms; PROFINET MRP
— Number of stations in the ring, max.	50
SIMATIC communication	
• PG/OP communication	Yes; encryption with TLS V1.3 pre-selected
• S7 routing	Yes
• S7 communication, as server	Yes
• S7 communication, as client	No
Open IE communication	
• TCP/IP	Yes
— Data length, max.	64 kbyte
— several passive connections per port, supported	Yes
• ISO-on-TCP (RFC1006)	Yes

— Data length, max.	64 kbyte
• UDP	Yes
— Data length, max.	2 kbyte; 1 472 bytes for UDP broadcast
— UDP multicast	Yes; max. 128 multicast circuits
• DHCP	No
• DNS	Yes
• SNMP	Yes
• DCP	Yes
• LLDP	Yes
• Encryption	Yes; Optional
Web server	
• HTTP	No
• HTTPS	Yes; only via Web API
• web API	Yes
— Number of sessions, max.	200
— number of simultaneous HTTP calls, max.	4
— HTTP request body, max.	131 072 byte
OPC UA	
• Runtime license required	Yes; "Large" license required per CPU
• OPC UA Client	No
• OPC UA Server	Yes; data access (read, write, subscribe), method call, custom address space, role-based access control
— Application authentication	Yes
— Security policies	available security policies: None, Basic128Rsa15, Basic256Rsa15, Basic256Sha256, Aes128Sha256RsaOaep, Aes256Sha256RsaPss
— User authentication	"anonymous" or by user name & password
— GDS support (certificate management)	No
— Number of sessions, max.	32
— Number of subscriptions per session, max.	25
— Sampling interval, min.	25 ms
— Publishing interval, min.	25 ms
— Number of server methods, max.	100; max. 20 concurrently running jobs each for asynchronous instructions OPC-UA_ServerMethodPre (V1.1) and OPC-UA_ServerMethodPost (V1.1)
— Number of inputs/outputs per server method, max.	20
— Number of monitored items, recommended max.	25 000; for 1 s sampling interval and 1 s send interval
— Number of server interfaces, max.	10 of each "Server interfaces" / "Companion specification" type and 20 of the type "Reference namespace"
— Number of nodes for user-defined server interfaces, max.	30 000
• Alarms and Conditions	No
Further protocols	
• MODBUS	Yes; MODBUS TCP
S7 message functions	
Number of login stations for message functions, max.	64
number of subscriptions, max.	750
number of tags/attributes for subscriptions, max.	120 000
Program alarms	Yes
Number of configurable program messages, max.	20 000; Program messages are generated by the "Program_Alarm" block, ProDiag or GRAPH
Number of loadable program messages in RUN, max.	20 000
Number of simultaneously active program alarms	
• Number of program alarms	2 000
• Number of alarms for system diagnostics	1 000
Test commissioning functions	
Joint commission (Team Engineering)	Yes
Status block	Yes; Up to 16 simultaneously
Single step	No
Number of breakpoints	20; Breakpoints are only supported in RUN-Solo status
Profiling	Yes
Status/control	
• Status/control variable	Yes
• Variables	Inputs/outputs, memory bits, DBs, distributed I/Os, timers, counters

<ul style="list-style-type: none"> • Number of variables, max. <ul style="list-style-type: none"> — of which status variables, max. — of which control variables, max. 	<p>200; per job</p> <p>200; per job</p>
Forcing	
<ul style="list-style-type: none"> • Forcing • Forcing, variables • Number of variables, max. 	<p>Yes</p> <p>Peripheral inputs/outputs</p> <p>200</p>
Diagnostic buffer	
<ul style="list-style-type: none"> • present • Number of entries, max. <ul style="list-style-type: none"> — of which powerfail-proof 	<p>Yes</p> <p>3 200</p> <p>1 000</p>
Traces	
<ul style="list-style-type: none"> • Number of configurable Traces • Memory size per trace, max. 	<p>8</p> <p>512 kbyte</p>
Interrupts/diagnostics/status information	
Diagnostics indication LED	
<ul style="list-style-type: none"> • RUN/STOP LED • ERROR LED • MAINT LED • STOP ACTIVE LED • Connection display LINK TX/RX 	<p>Yes</p> <p>Yes</p> <p>Yes</p> <p>Yes</p> <p>Yes</p>
Supported technology objects	
Motion Control	No
Controller	
<ul style="list-style-type: none"> • PID_Compact • PID_3Step • PID-Temp 	<p>Yes; Universal PID controller with integrated optimization</p> <p>Yes; PID controller with integrated optimization for valves</p> <p>Yes; PID controller with integrated optimization for temperature</p>
Counting and measuring	Yes
Standards, approvals, certificates	
Ecological footprint	
Global warming potential	
— global warming potential, (total) [CO2 eq]	488 kg
— global warming potential, (during production) [CO2 eq]	78.3 kg
— global warming potential, (during operation) [CO2 eq]	417 kg
— global warming potential, (after end of life cycle) [CO2 eq]	-8.21 kg
product functions / security / header	
PROFINET Security Class	1
signed firmware update	Yes
Secure Boot	Yes
safely removing data	Yes
Ambient conditions	
Ambient temperature during operation	
<ul style="list-style-type: none"> • horizontal installation, min. • horizontal installation, max. • vertical installation, min. • vertical installation, max. 	<p>0 °C</p> <p>60 °C; Display: 50 °C, at an operating temperature of typically 50 °C, the display is switched off</p> <p>0 °C</p> <p>40 °C; Display: 40 °C, at an operating temperature of typically 40 °C, the display is switched off</p>
Ambient temperature during storage/transportation	
<ul style="list-style-type: none"> • min. • max. 	<p>-40 °C</p> <p>70 °C</p>
Altitude during operation relating to sea level	
<ul style="list-style-type: none"> • Installation altitude above sea level, max. 	5 000 m; Restrictions for installation altitudes > 2 000 m, see manual
configuration / header	
configuration / programming / header	
Programming language	
— LAD	Yes
— FBD	Yes
— STL	Yes

— SCL	Yes
— CFC	Yes
— GRAPH	Yes
Know-how protection	
• User program protection/password protection	Yes
• Copy protection	No
• Block protection	Yes
Access protection	
• protection of confidential configuration data	Yes
• Password for display	Yes
• Protection level: Write protection	Yes
• Protection level: Read/write protection	Yes
• Protection level: Write protection for Failsafe	No
• Protection level: Complete protection	Yes
• User administration	Yes; device-wide and centralized
• Number of users	100
• Number of groups	100
• Number of roles	50

programming / cycle time monitoring / header	
• lower limit	adjustable minimum cycle time
• upper limit	adjustable maximum cycle time


Dimensions	
Width	210 mm
Height	147 mm
Depth	129 mm



Weights	
Weight, approx.	1 806 g; Interface modules: 2x 18 g

Classifications			
		Version	Classification
	eClass	14	27-24-22-07
	eClass	12	27-24-22-07
	eClass	9.1	27-24-22-07
	eClass	9	27-24-22-07
	eClass	8	27-24-22-07
	eClass	7.1	27-24-22-07
	eClass	6	27-24-22-07
	ETIM	9	EC000236
	ETIM	8	EC000236
	ETIM	7	EC000236

Approvals / Certificates

General Product Approval



[KC](#)
[Miscellaneous](#)



EMV	For use in hazardous locations
KC	<div style="display: flex; justify-content: space-around; align-items: center;">  CCC-Ex FM  Type Examination Certificate </div>

For use in hazardous locations	other	Environment
---------------------------------------	--------------	--------------------



IECEEx

[Miscellaneous](#)

[PROFINET](#)



last modified:

4/9/2025 