

UA95 ... UA110 3-pole contactors for capacitor switching

65 to 75 kvar - Peak current $\hat{I} \leq 100$ times the rms current
AC operated

03



UA110-30-00

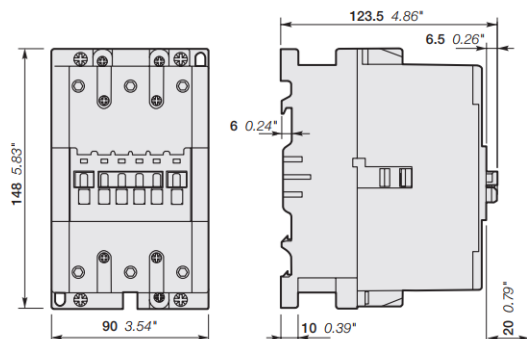
UA contactors can be used for the switching of capacitor banks whose inrush current peaks are less or equal to 100 times nominal rms current. The capacitors must be discharged (maximum residual voltage at terminals ≤ 50 V) before being re-energized when the contactors are making.

These contactors are of the block type design with:

- 3 main poles
- control circuit: AC operated
- add-on auxiliary contact blocks for front or side mounting and a wide range of accessories.

IEC		UL/CSA	Rated control circuit voltage U _c (1)		Auxiliary contacts fitted	Type	Order code	Weight
Rated operational power $\theta \leq 40^\circ\text{C}$ 400 V AC-6b	Max peak current \hat{I}	Rated operational power $\theta \leq 40^\circ\text{C}$ 480 V						Pkg (1 pce) kg
			V 50 Hz	V 60 Hz				
65 kvar	9.3 kA	70 kvar	24	24	0 0	UA95-30-00	1SFL431022R8100	2.000
			48	48	0 0	UA95-30-00	1SFL431022R8300	2.000
			110	110...120	0 0	UA95-30-00	1SFL431022R8400	2.000
			220...230	230...240	0 0	UA95-30-00	1SFL431022R8000	2.000
			230...240	240...260	0 0	UA95-30-00	1SFL431022R8800	2.000
			380...400	400...415	0 0	UA95-30-00	1SFL431022R8500	2.000
			400...415	415...440	0 0	UA95-30-00	1SFL431022R8600	2.000
75 kvar	10.5 kA	80 kvar	24	24	0 0	UA110-30-00	1SFL451022R8100	2.000
			48	48	0 0	UA110-30-00	1SFL451022R8300	2.000
			110	110...120	0 0	UA110-30-00	1SFL451022R8400	2.000
			220...230	230...240	0 0	UA110-30-00	1SFL451022R8000	2.000
			230...240	240...260	0 0	UA110-30-00	1SFL451022R8800	2.000
			380...400	400...415	0 0	UA110-30-00	1SFL451022R8500	2.000
			400...415	415...440	0 0	UA110-30-00	1SFL451022R8600	2.000

(1) Other control voltages see voltage code table.



UA95, UA110



Main dimensions mm, inches

UA... 3-pole contactors for capacitor switching

Peak current $\hat{I} \leq 100$ times the rms current

Main accessory fitting details

Many configurations of accessories are possible depending on whether these are front-mounted or side-mounted.

Contactor types	Main poles	Available auxiliary contacts	Front-mounted accessories		Side-mounted accessories
			Auxiliary contact blocks		Auxiliary contact blocks
			1-pole CA5-..	4-pole CA5-..	2-pole CAL...
UA16-30-10	3 0	1 0	1 to 4 x CA5-..	or 1 x CA5-.. (4-pole)	+ 1 to 2 x CAL5-11
UA26-30-10	3 0	1 0	1 to 4 x CA5-..	or 1 x CA5-.. (4-pole)	+ 1 to 2 x CAL5-11
UA30-30-10	3 0	1 0	1 to 5 x CA5-..	or 1 x CA5-.. (4-pole) + 1 x 1-pole CA5-..	+ 1 to 2 x CAL5-11
UA50-30-00	3 0	0 0	1 to 6 x CA5-..	or 1 x CA5-.. (4-pole) + 2 x 1-pole CA5-..	+ 1 to 2 x CAL5-11
UA63-30-00	3 0	0 0			
UA75-30-00	3 0	0 0			
UA95-30-00	3 0	0 0	1 to 6 x CA5-..	or 1 x CA5-.. (4-pole)	+ 1 to 2 x CAL18-11
UA110-30-00	3 0	0 0		+ 2 x 1-pole CA5-..	