



AF190 ... AF370 4-pole contactors

275 to 525 A AC-1
AC / DC operated



AF205-40-00



AF370-40-00

AF190 ... AF370 4-pole contactors are mainly used for controlling non-inductive or slightly inductive loads (i.e. resistance furnaces...) and generally for controlling power circuits up to 1000 V AC and 440 V DC. These contactors are of the block type design with 4 main poles.

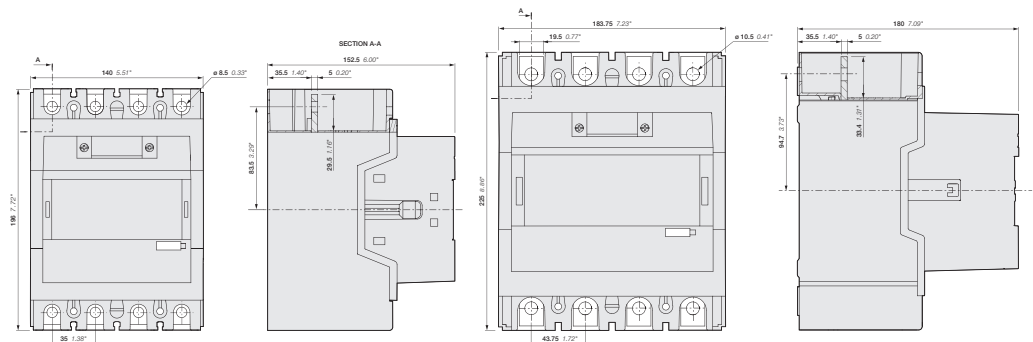
- control circuit: AC or DC operated with electronic coil interface accepting a wide control voltage range (e.g. 100...250 V AC and DC), only 4 coils to cover control voltages between 24...500 V 50/60 Hz and 20...500 V DC
 - can manage large control voltage variations
 - reduced panel energy consumption
 - very distinct closing and opening
 - can withstand short voltage dips and voltage sags (SEMI F47 conditions of use on request).
- built-in surge suppression
- add-on auxiliary contact blocks for side mounting and a wide range of accessories.

| IEC | UL / CSA | Rated control circuit voltage Uc min. ... Uc max. | | Auxiliary contacts fitted | Type (1) | Order code | Weight |
|---|--------------------------------|--|------|---------------------------|----------|------------|-------------------|
| Rated operational current $\theta \leq 40^\circ\text{C}$ AC-1 | General use rating 600 V AC | | | | | | Pkg (1 pce) kg |
| A | A | V 50/60 Hz | V DC | | | | |

4 N.O. main poles

| Rated operational current | UL / CSA | Uc min. V 50/60 Hz | Uc max. V DC | Auxiliary contacts | Type | Order code | Weight |
|---------------------------|----------|--------------------|--------------|--------------------|----------------|-----------------|--------|
| 275 | 230 | 24...60 | 20...60 | 0 0 | AF190-40-00-11 | 1SFL487102R1100 | 3.900 |
| | | 48...130 | 48...130 | 0 0 | AF190-40-00-12 | 1SFL487102R1200 | 3.900 |
| | | 100...250 | 100...250 | 0 0 | AF190-40-00-13 | 1SFL487102R1300 | 3.900 |
| | | 250...500 | 250...500 | 0 0 | AF190-40-00-14 | 1SFL487102R1400 | 3.900 |
| 350 | 250 | 24...60 | 20...60 | 0 0 | AF205-40-00-11 | 1SFL527102R1100 | 3.900 |
| | | 48...130 | 48...130 | 0 0 | AF205-40-00-12 | 1SFL527102R1200 | 3.900 |
| | | 100...250 | 100...250 | 0 0 | AF205-40-00-13 | 1SFL527102R1300 | 3.900 |
| | | 250...500 | 250...500 | 0 0 | AF205-40-00-14 | 1SFL527102R1400 | 3.900 |
| 400 | 300 | 24...60 | 20...60 | 0 0 | AF265-40-00-11 | 1SFL547102R1100 | 6.360 |
| | | 48...130 | 48...130 | 0 0 | AF265-40-00-12 | 1SFL547102R1200 | 6.360 |
| | | 100...250 | 100...250 | 0 0 | AF265-40-00-13 | 1SFL547102R1300 | 6.360 |
| | | 250...500 | 250...500 | 0 0 | AF265-40-00-14 | 1SFL547102R1400 | 6.360 |
| 500 | 350 | 24...60 | 20...60 | 0 0 | AF305-40-00-11 | 1SFL587102R1100 | 6.360 |
| | | 48...130 | 48...130 | 0 0 | AF305-40-00-12 | 1SFL587102R1200 | 6.360 |
| | | 100...250 | 100...250 | 0 0 | AF305-40-00-13 | 1SFL587102R1300 | 6.360 |
| | | 250...500 | 250...500 | 0 0 | AF305-40-00-14 | 1SFL587102R1400 | 6.360 |
| 525 | 420 | 24...60 | 20...60 | 0 0 | AF370-40-00-11 | 1SFL607102R1100 | 6.360 |
| | | 48...130 | 48...130 | 0 0 | AF370-40-00-12 | 1SFL607102R1200 | 6.360 |
| | | 100...250 | 100...250 | 0 0 | AF370-40-00-13 | 1SFL607102R1300 | 6.360 |
| | | 250...500 | 250...500 | 0 0 | AF370-40-00-14 | 1SFL607102R1400 | 6.360 |

(1) For other auxiliary contacts arrangements, please contact your ABB local organization.



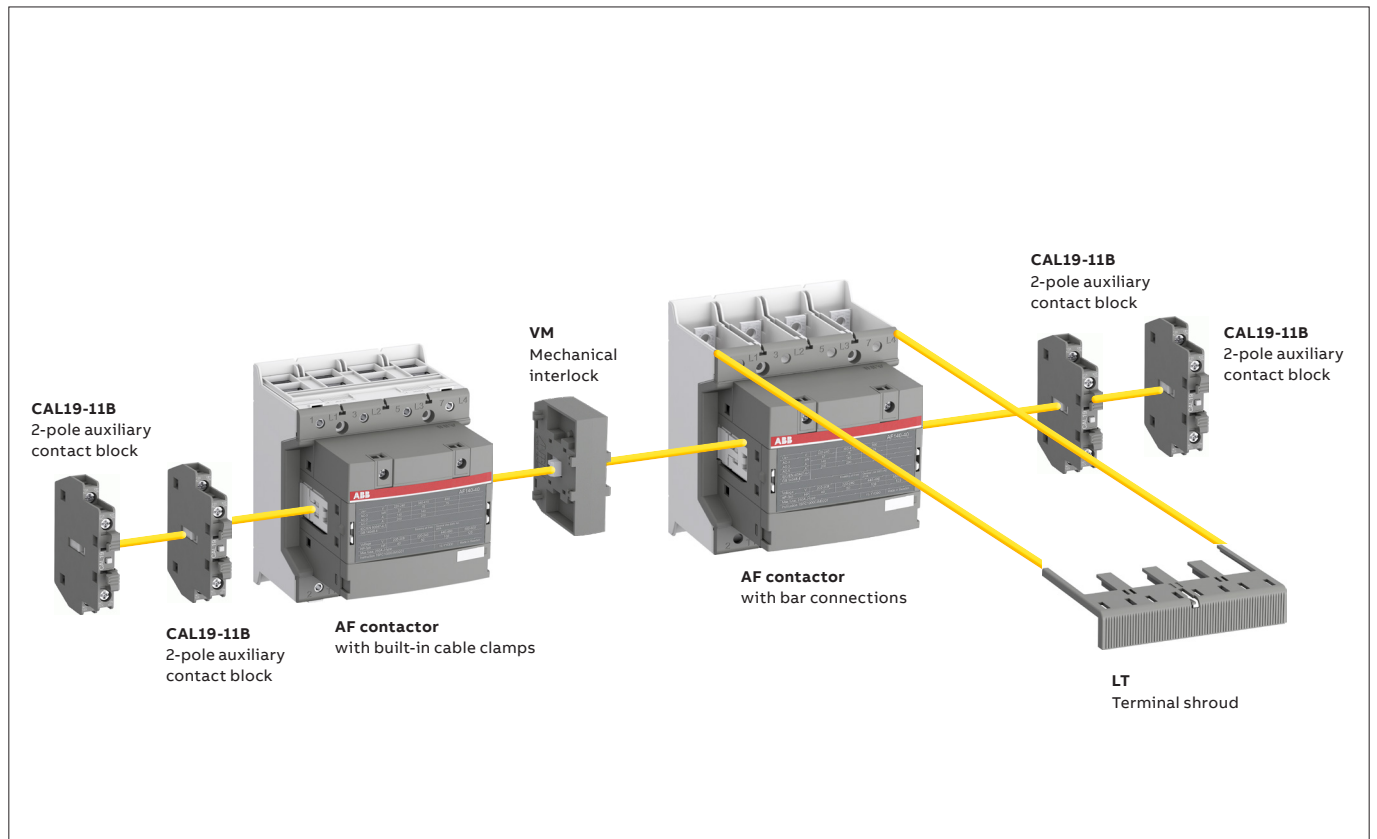
AF190, AF205

AF265, AF305, AF370

Main dimensions mm, inches

AF116 ... AF370 4-pole contactors

Contactors and main accessories



Main accessory fitting details - for ordering details, technical data and other accessories: see section accessories

| Contactor types | Main poles | Available auxiliary contacts | Side-mounted accessories | | |
|-----------------|------------|------------------------------|--------------------------|----------------------|---|
| | | | Auxiliary contact blocks | | Mechanical interlock units (between two contactors) |
| | | | CAL19-11 (3) | CAL19-11B (3) | |
| AF116 ... AF370 | 4 0 | 0 0 | ▶ 2 x CAL19-11 | + 2 x CAL19-11B | - |
| AF116 ... AF370 | 4 0 | 0 0 | ▶ 2 x CAL19-11 (1) | + 2 x CAL19-11B (1) | + VM... (2) |

(1) Total number of auxiliary contact blocks for the two contactors.

(2) Interlock type, according to the contactor ratings (see "Accessories").

(3) The CEL19 auxiliary contact blocks can replace the CAL19-11 and CAL19-11B. Though, no auxiliary contact block can be mounted outside the CEL19.